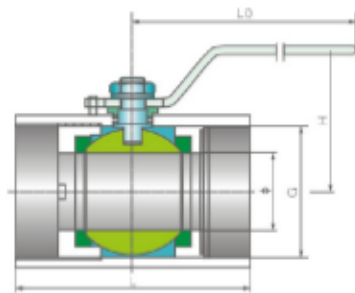


Threaded ends ball valve

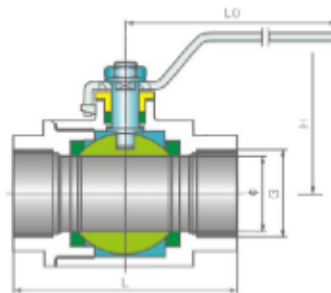
Application

Female threaded ball valves are suitable for using to turn off or switch on pipeline medium, or low pressure. Operation manners are in general of manual, and pneumatic or electric actuators are available. Based on design structures, the valves get divided into three pieces, two pieces, and one piece types.

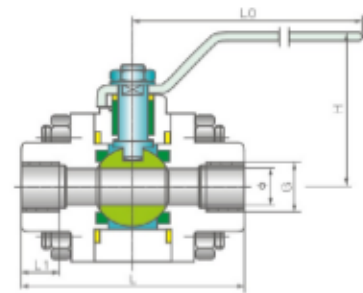
Main sizes and weights



Q511F female threaded three pieces ball valve



QL11F female threaded two pieces ball valve



QZ11F female threaded one piece ball valve

Dimensions data

Structures	Size		Rc	Dimensions (mm)				Weight(kg)
	DN	NPS		L	d	W	H	
Three pieces	10	3/8	3/8	60	10	95	57	0.4
	15	1/2	1/2	92	13	110	68	0.5
	20	3/4	3/4	111	19	110	70	0.7
	25	1	1	127	25	140	80	1.2
	32	1 1/4	1 1/4	140	32	140	85	1.9
	40	1 1/2	1 1/2	152	38	180	100	2.7
	50	2	2	176	50	180	110	3.9
	65	2 1/2	2 1/2	186	64	200	130	7.1
	80	3	3	206	76	250	150	11.5
Two pieces	10	3/8	3/8	55	10	95	57	0.3
	15	1/2	1/2	80	13	110	68	0.4
	20	3/4	3/4	90	19	110	70	0.6
	25	1	1	110	25	140	80	1.0
	32	1 1/4	1 1/4	120	32	140	85	1.6
	40	1 1/2	1 1/2	140	38	180	100	2.3
	50	2	2	185	50	180	110	3.3
	65	2 1/2	2 1/2	165	64	200	130	6.0
	80	3	3	184	76	250	150	9.8
One piece	10	3/8	3/8	39	6	70	35	0.2
	15	1/2	1/2	57	9	95	44	0.3
	20	3/4	3/4	59	12	95	47	0.4
	25	1	1	71	16	110	55	0.6
	32	1 1/4	1 1/4	80	20	110	60	1.1
	40	1 1/2	1 1/2	83	25	140	75	1.5
	50	2	2	100	32	140	80	2.8